

Jefferson County, NY COVID-19 Monthly Index

December 2021

Vaccinations in Jefferson County, NY

People Vaccinated through 12/31/2021 -	At Least One Dose	Fully Vaccinated
Total	86,557	73,699
% of Total Population	78.8%	67.1%
Population ≥5 Years of Age	86,557	73,699
% of Population ≥5 Years of Age	85.5%	72.8%
People Booster Vaccinated through 12/31/2021		23,182
% of Fully Vaccinated Population with a Booster Dose		31.5%

Source: U.S. Centers for Disease Control.

Testing Data:

Total Tested through 12/31/2021: 235,966

Total Positive through 12/31/2021: 15,348

% Positive – 7 day Average as of 12/31/2021: 10.6%

Source: New York State Department of Health.

Positive Case Rate per 100,000 population – 273.14

Source: U.S. Centers for Disease Control.

Jefferson County, NY Community Transmission Level: **HIGH**

Source: U.S. Centers for Disease Control.

Wastewater Results:

SARS-CoV-2 City of Watertown, Wastewater Testing Result, as of 12/27/2021: **HIGH**

SARS-CoV-2 Village of Carthage/West Carthage, Wastewater Testing Result, as of 12/27/2021: **HIGH**

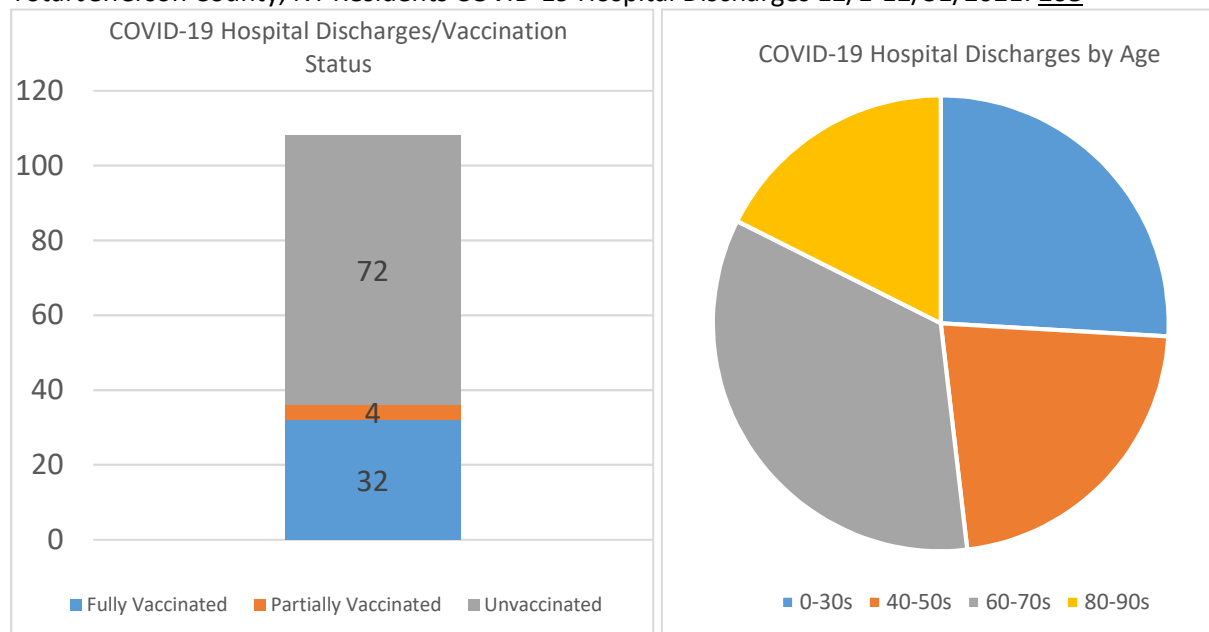
SARS-CoV-2 Thousand Islands Central School District, Wastewater Testing Result, as of 12/27/2021: **HIGH**

HIGH = COVID-19 quantifiable indicating active transmission with remediation needed immediately.

Source: Quadrant Viral Testing, LLC.

Hospital Discharges, December 2021:

Total Jefferson County, NY Residents COVID-19 Hospital Discharges 12/1-12/31/2021: **108**



Source: Jefferson County Public Health Service; hospital and long term care facilities.

Jefferson County, NY COVID-19 Monthly Index

December 2021

Deaths:

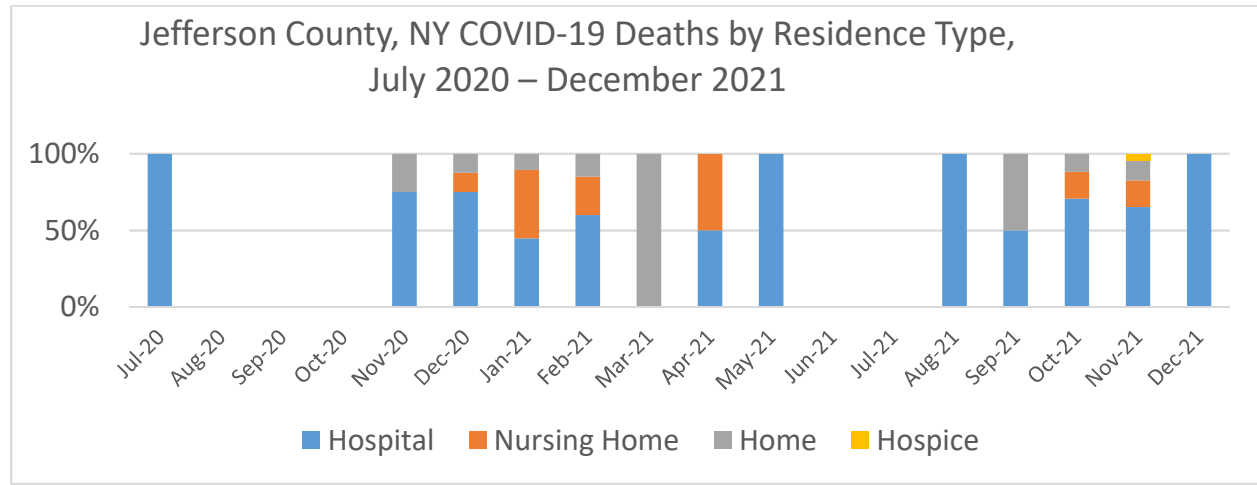
Total Jefferson County, NY Residents COVID-19 Deaths as of 12/31/2021: **145**

July 2020 – 1; August 2020 – 0; September 2020 – 0; October 2020 – 0; November 2020 – 4;

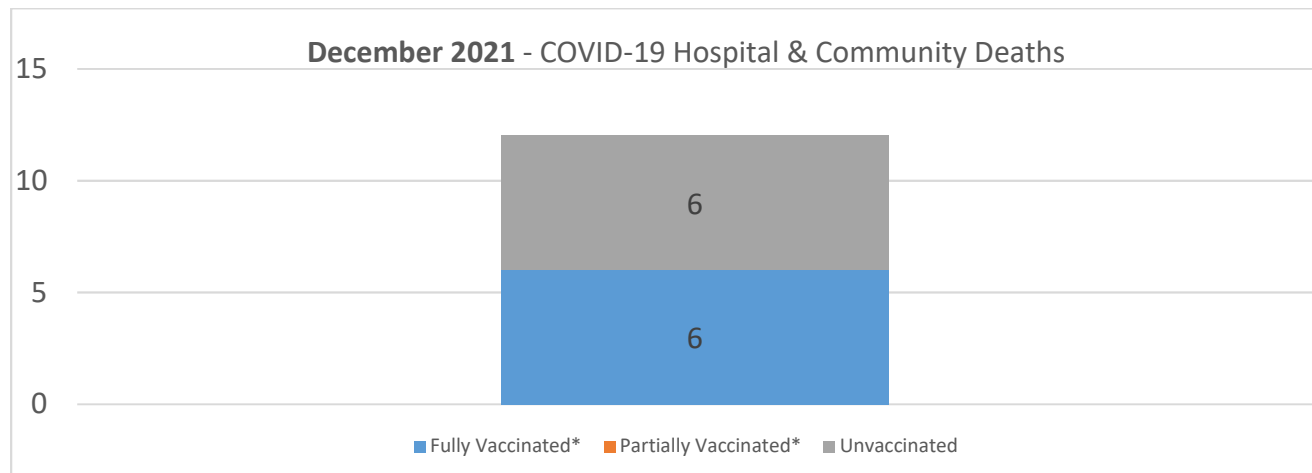
December 2020 – 8; January 2021 – 48; February 2021 – 20; March 2021 – 1; April 2021 – 2;

May 2021 – 3; June 2021 – 0; July 2021 – 0; August 2021 – 2; September 2021 – 2; October 2021 – 18;

November 2021 – 24; **December – 12.**



Total Male:	69	Age 30s:	4	Youngest:	30
Total Female:	76	Age 40s:	3	Oldest:	99
TOTAL:	145	Age 50s:	12	Average Age:	75
		Age 60s:	24		
		Age 70s:	39		
		Age 80s:	38		
		Age 90s:	25		



*All vaccinated individuals that died of COVID-19 had significant pre-existing conditions. 1 Unvaccinated individual that died of COVID-19 had a significant pre-existing condition.

Source: Jefferson County Public Health Service; Jefferson County Medical Examiner.